

User Interface: Planned Developments

Neil Mayo (neil.mayo@ed.ac.uk)

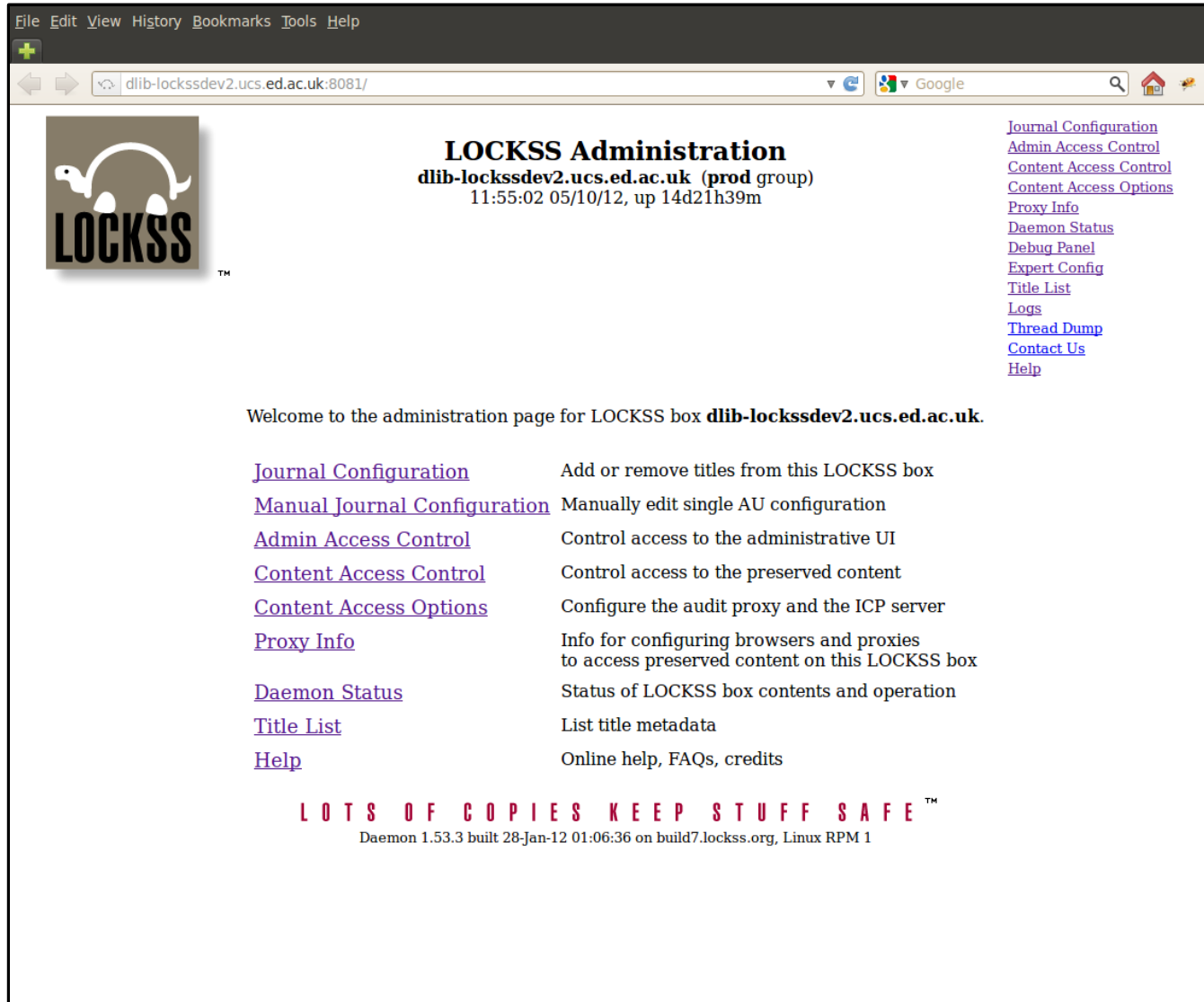
EDINA, University of Edinburgh

UK LOCKSS Alliance Members' Meeting

24th May 2012

National Railway Museum, York.

User Interface: Planned Developments



The screenshot shows a web browser window with the address bar displaying `dlib-lockssdev2.ucs.ed.ac.uk:8081/`. The page title is "LOCKSS Administration" and the subtitle is "dlib-lockssdev2.ucs.ed.ac.uk (prod group)" with a timestamp "11:55:02 05/10/12, up 14d21h39m". On the left is the LOCKSS logo, which features a stylized white bird-like figure above the word "LOCKSS" in bold black letters. On the right is a vertical list of navigation links: [Journal Configuration](#), [Admin Access Control](#), [Content Access Control](#), [Content Access Options](#), [Proxy Info](#), [Daemon Status](#), [Debug Panel](#), [Expert Config](#), [Title List](#), [Logs](#), [Thread Dump](#), [Contact Us](#), and [Help](#). Below the navigation links is a welcome message: "Welcome to the administration page for LOCKSS box **dlib-lockssdev2.ucs.ed.ac.uk**." This is followed by a list of links and their descriptions: [Journal Configuration](#) (Add or remove titles from this LOCKSS box), [Manual Journal Configuration](#) (Manually edit single AU configuration), [Admin Access Control](#) (Control access to the administrative UI), [Content Access Control](#) (Control access to the preserved content), [Content Access Options](#) (Configure the audit proxy and the ICP server), [Proxy Info](#) (Info for configuring browsers and proxies to access preserved content on this LOCKSS box), [Daemon Status](#) (Status of LOCKSS box contents and operation), [Title List](#) (List title metadata), and [Help](#) (Online help, FAQs, credits). At the bottom, there is a red text slogan: "LOTS OF COPIES KEEP STUFF SAFE™" and a footer: "Daemon 1.53.3 built 28-Jan-12 01:06:36 on build7.lockss.org, Linux RPM 1".

User Interface: Planned Developments

UI Menu

[Journal Configuration](#)
[Admin Access Control](#)
[Content Access Control](#)
[Content Access Options](#)
[Proxy Info](#)
[Daemon Status](#)
[Debug Panel](#)
[Expert Config](#)
[Title List](#)
[Logs](#)
[Thread Dump](#)
[Contact Us](#)
[Help](#)

User Interface: Planned Developments

User Feedback

Requirements have been defined based on user input from:

- Discussion at UKLA Workshop 2011
- Surveys
- Issues raised in support calls

User Interface: Planned Developments

UI Problems

The main problems identified are:

- Confusing layout and terminology.
- Add/remove titles is a slow and repetitive process.
- The Remove titles workflow is not linked up to the identification of journals that need removing.

The UI is used by people at several different levels of understanding – different *personas*.

User Interface: Planned Developments

UI Problems

The main problems identified are:

- Confusing layout and terminology.
- Add/remove titles is a slow and repetitive process.
- The Remove titles workflow is not linked up to the identification of journals that need removing.

The UI is used by people at several different levels of understanding or responsibility – different *personas*.

User Interface: Planned Developments

User Personas

Content Management (basic)

"I just want to add content and know that the system is working."

Content Management (advanced)

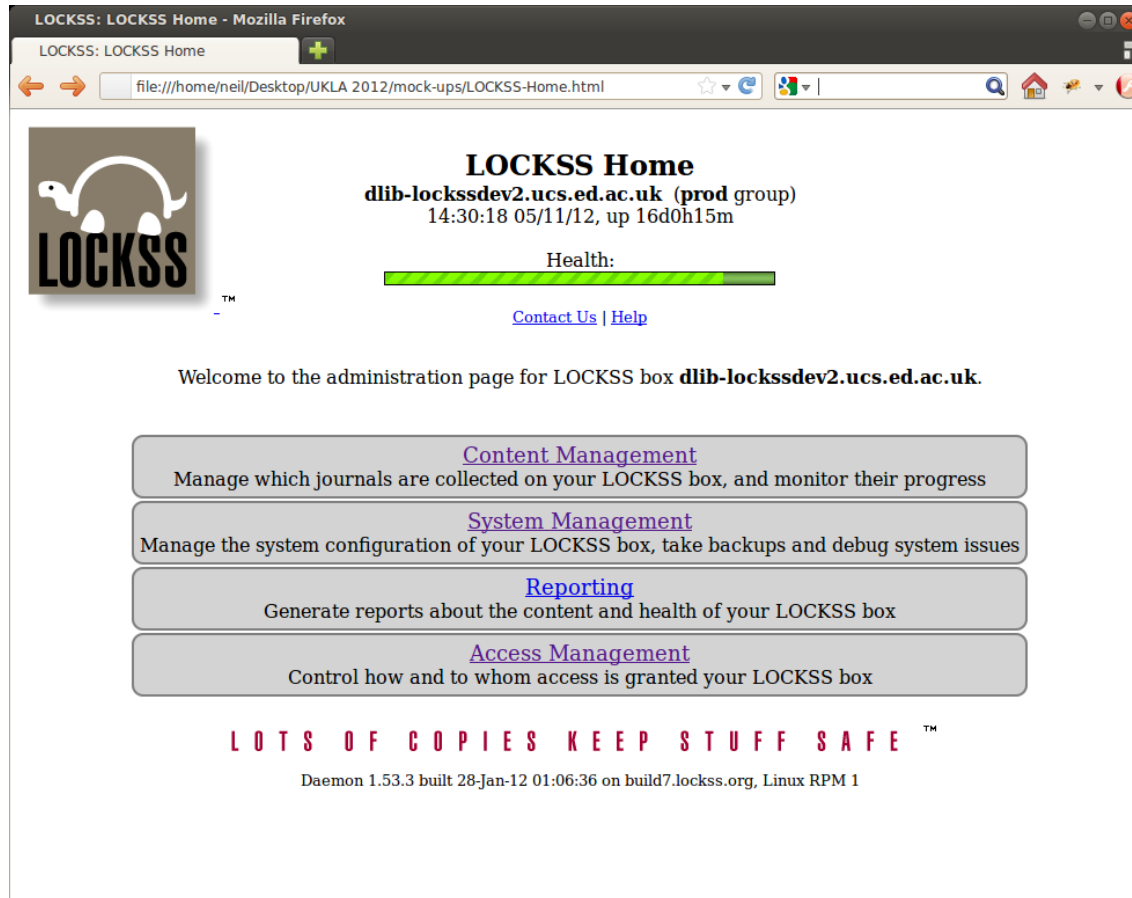
"I want to automate LOCKSS within staff workflows and integrate with other systems."

System Administrator

"I want to be confident that LOCKSS is working hard to do what it is supposed to."

User Interface: Planned Developments

User-specific Menus



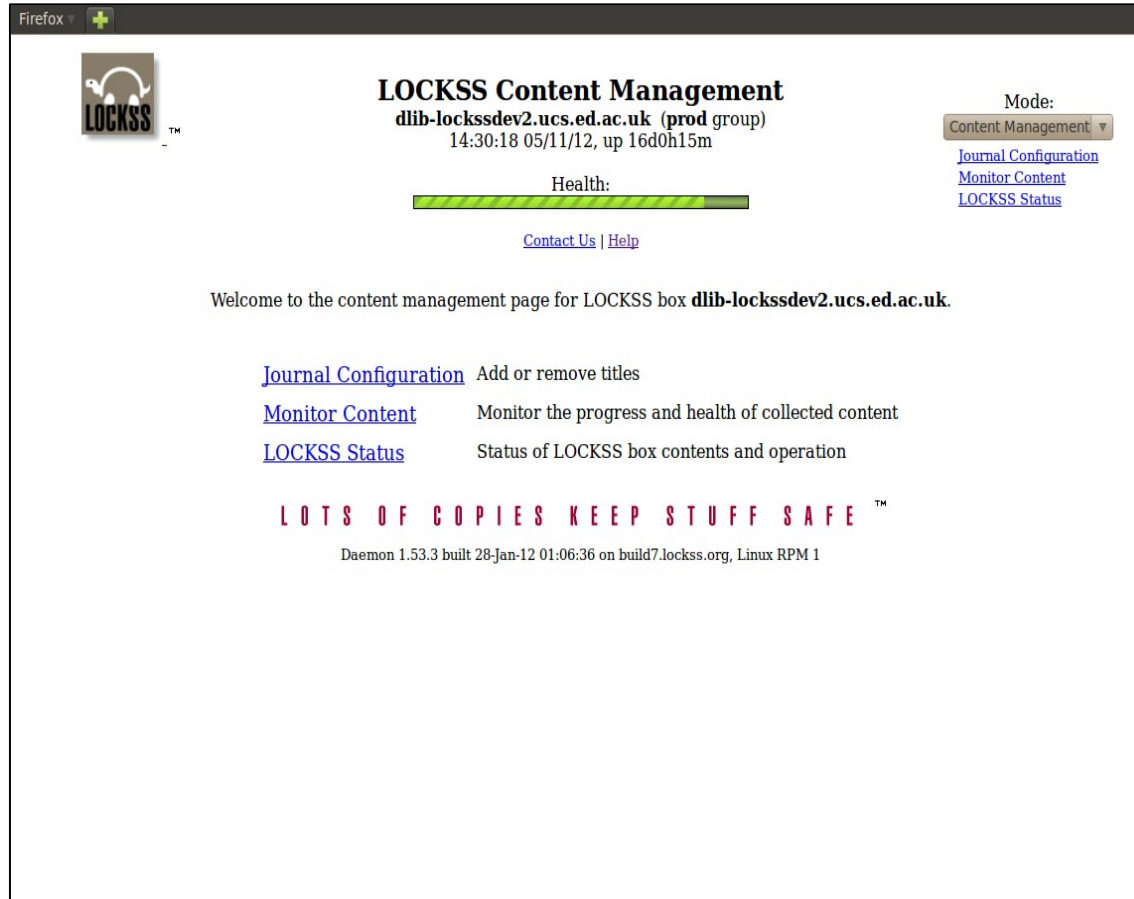
The screenshot shows a Mozilla Firefox browser window titled "LOCKSS: LOCKSS Home". The address bar displays the file path: "file:///home/neil/Desktop/UKLA 2012/mock-ups/LOCKSS-Home.html". The page content includes the LOCKSS logo (a stylized bird with headphones) and the text "LOCKSS Home". Below the logo, it shows the server information: "dlib-lockssdev2.ucs.ed.ac.uk (prod group)" and "14:30:18 05/11/12, up 16d0h15m". A green progress bar indicates the system's health. There are links for "Contact Us" and "Help". A welcome message reads: "Welcome to the administration page for LOCKSS box **dlib-lockssdev2.ucs.ed.ac.uk**." Below this, there are four menu items, each in a rounded rectangle:

- [Content Management](#)
Manage which journals are collected on your LOCKSS box, and monitor their progress
- [System Management](#)
Manage the system configuration of your LOCKSS box, take backups and debug system issues
- [Reporting](#)
Generate reports about the content and health of your LOCKSS box
- [Access Management](#)
Control how and to whom access is granted your LOCKSS box

At the bottom, the slogan "LOTS OF COPIES KEEP STUFF SAFE" is displayed in red, followed by the version information: "Daemon 1.53.3 built 28-Jan-12 01:06:36 on build7.lockss.org, Linux RPM 1".

User Interface: Planned Developments

User-specific Menus



The screenshot shows a web browser window with the following content:

- LOCKSS Content Management**
dlib-lockssdev2.ucs.ed.ac.uk (prod group)
14:30:18 05/11/12, up 16d0h15m
- Mode:** Content Management (dropdown menu)
- [Journal Configuration](#)
[Monitor Content](#)
[LOCKSS Status](#)
- Health:** [Progress bar showing approximately 75% completion]
- [Contact Us](#) | [Help](#)
- Welcome to the content management page for LOCKSS box **dlib-lockssdev2.ucs.ed.ac.uk**.
- [Journal Configuration](#) Add or remove titles
- [Monitor Content](#) Monitor the progress and health of collected content
- [LOCKSS Status](#) Status of LOCKSS box contents and operation
- LOTS OF COPIES KEEP STUFF SAFE™**
- Daemon 1.53.3 built 28-Jan-12 01:06:36 on build7.lockss.org, Linux RPM 1

User Interface: Planned Developments

Work Packages

The problems and suggestions have been analysed and categorised, producing a set of work packages dealing with different issues:

- Layout
- Menus
- Add titles
- Remove titles
- Display content status
- Batch operations and automation

User Interface: Planned Developments

Work Packages: Layout/Menus

- Display more (relevant) metadata in the add/remove content listings.
- Update some of the terminology.
- Clarify some of the messages.
- Divide the UI into persona-specific areas, with relevant menu items.
- Add notifications/warnings indicating the status of the LOCKSS box and of content collection.

User Interface: Planned Developments

Work Packages: Add/Remove Titles

- Present more information.
- Allow aggregation of AUs into Titles, Publishers.
 - e.g. Add/remove all AUs from a Title
- Subscribe to current *and future* content from a Title or Publisher.
- Allow removal of a list of AUs generated elsewhere.

User Interface: Planned Developments

Work Packages: DisplayContentStatus

- Display a content summary list, improving the current Daemon Status screen.
- Provide hierarchical interface (Publisher – Title – AU).
- Show detail relevant to the persona of the user.
- Allow aggregation at different levels.
- Show interpreted status warnings where AUs are having problems.
- Provide linked AU actions such as Remove, View Content.

User Interface: Planned Developments

Work Packages: Batch Operations and Automation

- Batch ISSN operations e.g. add/remove by ISSN
- SubscriptionManager – a module to record and manage subscriptions (EXPLAIN – not packages; recurring addition).
- Automation of title additions upon new releases
- Auto-add Open Access titles.
- Automatically deal with non-entitled AUs.
- Email regular status reports.

User Interface: Planned Developments

Development Schedule

- Phase 1 (2012)
 - Add/Remove titles improvements
 - DisplayContentStatus
 - Webinar to highlight progress
- Phase 2 (2013)
 - Automation
 - Subscriptions
 - Persona-based menu layout
 - Follow up review of LOCKSS service